

Westpac Active Series

Moderate Trust

Fund Update for the quarter ended:

31 December 2017

This fund update was first made publicly available on 12 February 2018.

What is the purpose of this update?

This document tells you how the Moderate Trust¹ has performed and what fees were charged. The document will help you to compare the fund with other funds. BT Funds Management (NZ) Limited prepared this update in accordance with the Financial Markets Conduct Act 2013. This information is not audited and may be updated.

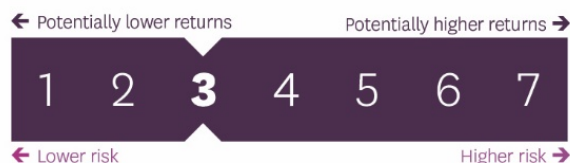
Description of this fund

The Moderate Trust aims to provide moderate returns over the medium term. The fund has a higher benchmark allocation to income assets than to growth assets. Volatility is expected to be higher than the Conservative Trust but lower than the Balanced Trust in the Westpac Active Series.

Total value of the fund	\$ 742,375,441
The date the fund started	8 February 2012

What are the risks of investing?

Risk indicator for the Moderate Trust.²



The risk indicator is rated from 1 (low) to 7 (high). The rating reflects how much the value of the fund's assets goes up and down. A higher risk generally means higher potential returns over time, but more ups and downs along the way.

To help you clarify your own attitude to risk, you can seek financial advice or work out your risk profile at sorted.org.nz/tools/investor-kickstarter

Note that even the lowest category does not mean a risk-free investment, and there are other risks that are not captured by this rating.

This risk indicator is not a guarantee of a fund's future performance. The risk indicator is based on the returns data for the five years to 31 December 2017. While risk indicators are usually relatively stable, they do shift from time to time. The risk indicator will continue to be updated in future fund updates.

See the product disclosure statement (PDS) for more information about the risks associated with investing in this fund.

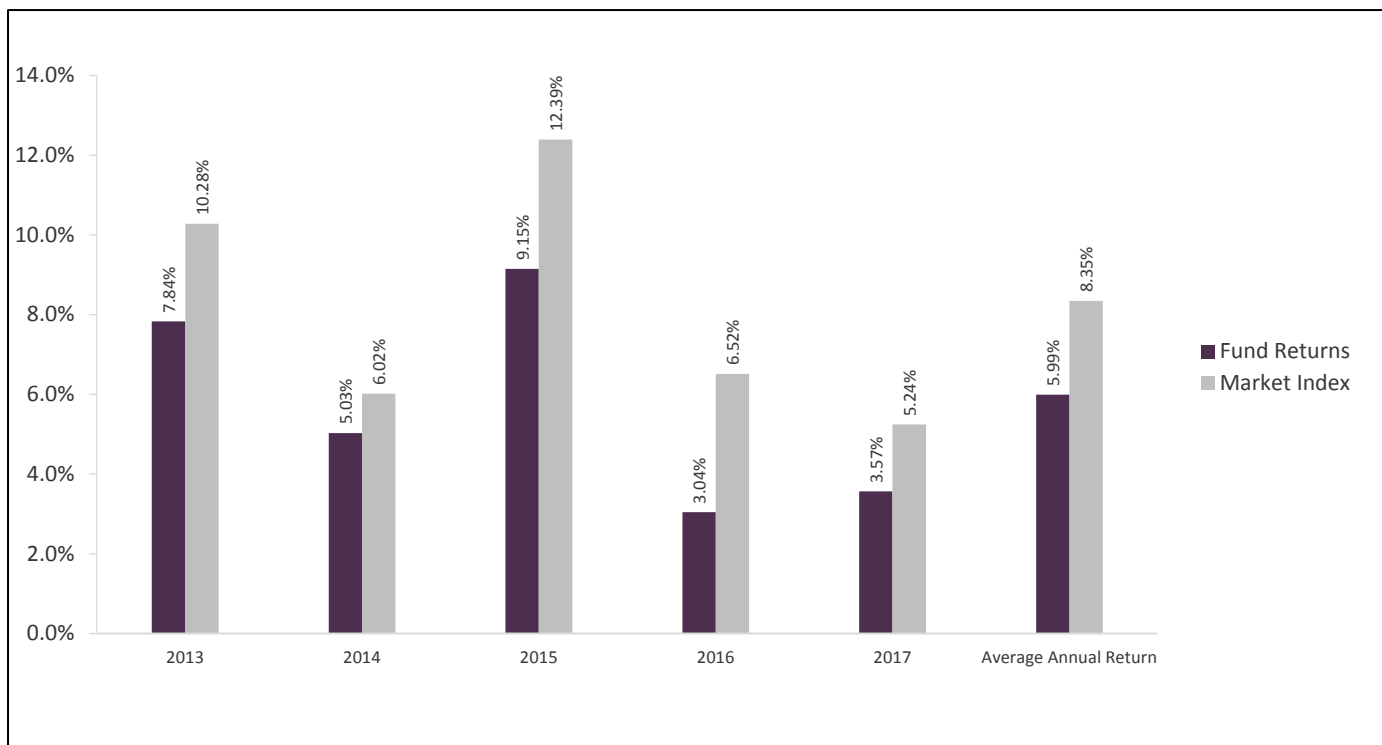
How has the fund performed?

	Average over past 5 years	Past year
Annual return (after deductions for charges and tax)	5.81%	7.93%
Annual return (after deductions for charges but before tax)	6.91%	8.91%
Market index annual return (reflects no deductions for charges and tax)	8.12%	9.51%

The market index return reflects a composite of benchmark index returns, weighted for the fund's target asset allocation. The benchmark indices used for each asset class are defined in the Statement of Investment Policy and Objectives (SIPO).

Additional information about the market index is available in the SIPO on the offer register at companiesoffice.govt.nz/disclose.

Annual return graph



This shows the return after fund charges and tax for each complete year ending 31 March since the fund started. The last bar shows the average annual return since the fund started, up to 31 December 2017.

Important: This does not tell you how the fund will perform in the future. Returns in this update are after tax at the highest prescribed investor rate (PIR) of tax for an individual New Zealand resident. Your tax may be lower.

What fees are investors charged?

Investors in the Moderate Trust are charged fund charges. In the year to 31 March 2017, these were:

	% of net asset value
Total fund charges	1.33%
Which are made up of	
Total management and administration charges	1.33%
Including -	
Manager's basic fee	1.27%
Other management and administration charges	0.06%
Total performance-based fees	0.00%
Other charges	\$ amount per investor
Other Charges	\$0.00

Small differences in fees and charges can have a big impact on your investment over the long term.

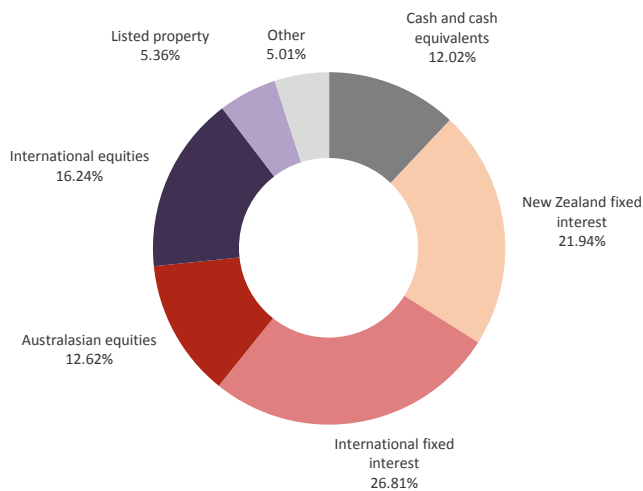
Example of how this applies to an investor

Jason had \$10,000 in the fund at the start of the year and did not make any further contributions. At the end of the year, Jason received a return after fund charges were deducted of \$793 (that is 7.93% of his initial \$10,000). Jason did not pay anything in other charges. This gives Jason a total return after tax of \$793 for the year.

What does the fund invest in?

This shows the types of assets that the fund invests in.^{3 4}

Actual investment mix



Target investment mix

Cash and cash equivalents	10.00%
New Zealand fixed interest	22.00%
International fixed interest	28.00%
Australasian equities	13.00%
International equities	17.00%
Listed property	5.00%
Other ⁵	5.00%

Top 10 investments

	Name	% of fund net assets	Type	Country	Credit rating (if applicable)
1	K2 Alternative Strategies NZ Portfolio	2.44%	Other ⁴	Cayman Islands	
2	2Y T-Note (CBT) Mar 18	1.40%	International fixed interest	United States of America	
3	BlackRock Style Advantage Fund	1.31%	Other ⁴	Luxembourg	
4	Goldman Sachs Alternative Risk Premia Portfolio	1.18%	Other ⁴	Luxembourg	
5	NZ Government Bond 4.5% 15/04/2027	1.17%	New Zealand fixed interest	New Zealand	AA+
6	NZ Government Bond 5.5% 15/04/2023	1.09%	New Zealand fixed interest	New Zealand	AA+
7	Kiwi Property Group Ltd	1.01%	Listed property	New Zealand	
8	NZ Government Bond 5% 15/03/2019	1.00%	New Zealand fixed interest	New Zealand	AA+
9	Fisher & Paykel Healthcare Ltd	0.92%	Australasian equities	New Zealand	
10	NZ Government Bond 2.75% 15/04/2025	0.88%	New Zealand fixed interest	New Zealand	AA+

The top 10 investments make up 12.40% of the net asset value of the fund.⁶

Key personnel

	Name	Current position	Time in current position	Previous or other current position	Time in previous or other current position
1	Nigel Jackson	Acting Head of Investments & Insurance	0 year 10 months	Head of Customer Proposition (current)	6 years 2 months
2	Matthew Goldsack	Head of Investment Solutions	9 years 0 month	Head of Research, AXA Global Investors	7 years 10 months
3	Francois Richeboeuf	Senior Portfolio Manager	7 years 2 months	Head of Fixed Income and Portfolio Manager, Rand Merchant Bank Asset Management	3 years 1 month
4	Angelika Sansom	Investment Analytics Manager	16 years 4 months	Investment Consultant, Mercer	2 years 4 months
5	Stephen Hong	Senior Portfolio Manager	5 years 3 months	Portfolio Manager, AXA Global Investors	5 years 9 months

Further information

You can also obtain this information, the PDS for the Westpac Active Series, and some additional information from the offer register at companiesoffice.govt.nz/disclose.

Notes

1. The fund is offered under the Westpac Active Series as the Westpac Active Moderate Trust (Moderate Trust).
2. The risk category for the fund is calculated based on the volatility of past returns over five years and this does not represent a full investment cycle. The output may be different if calculated using a longer timeframe. We believe an average investment cycle is generally considered to be a period of between 7 to 10 years. If the period of returns data that a risk indicator is based on was one of unusually low or unusually high volatility the risk category presented in a PDS (or any fund update) may not reflect the fund's future volatility.
3. For further information on each of the asset classes refer to the PDS and the SIPO.
4. "Other" represents investments in hedge funds.
5. "Other" is comprised of Alternative Investments, and can include hedge funds, absolute return funds, venture capital and private equity.
6. The top 10 investments have been calculated excluding cash and cash equivalents held for operational and hedging purposes.