

# WESTPAC ECONOMIC BULLETIN

## Households' finances and rising interest rates.

18 January 2023

Satish Ranchhod, Senior Economist

+64 9 336 5668 | +64 21 710 852

satish.ranchhod@westpac.co.nz



## From 'squeeze' to 'crush'.

- Households' finances are being squeezed. High levels of inflation are eroding our spending power. Borrowing costs are pushing higher. And many families have seen the value of their assets tumbling over the past year.
- The pressure on household finances is set to become much more intense over the year ahead with many borrowers due to roll off earlier low fixed mortgage rates. The resulting large increase in fortnightly interest payments will take a large bite out of many households' disposable incomes.
- As interest rate increases ripple through the economy, house prices will continue to fall and domestic spending is set to decline. That will underpin a broader slowdown in economic growth, with unemployment set to trend higher over the coming years.
- The impact of those tougher financial conditions will be felt across the economy. However, there will be some big differences across household groups. Notably, those who purchased their first home in the past couple of years could see their finances being squeezed especially hard.

Households' finances are being squeezed. And for many of us, those financial pressures are going to become much more intense over the year ahead.

The pressure on household finances is coming on several fronts. First is the sharp rise in consumer prices that has been eating away at households' spending power. The past year has seen particularly large increases in housing costs (up 9%) and petrol prices (up 19%), while food price inflation hit a 14 year high of 11% in November. Those price increases are being felt by every family across the country. They've been particularly tough on those families on lower incomes, who tend to spend a larger share of their earnings on necessities.

We're forecasting further large increases in consumer prices over the year ahead. In fact, we don't expect inflation to be back inside the RBNZ's 1% to 3% target band until mid-2024.

Adding to the pressure on households' finances have been large increases in borrowing costs. The Reserve Bank has been hiking the Official Cash Rate at a rapid pace, with the cash rate rising by a total of 400 basis points since October last year. That includes a jumbo sized 75 basis point increase at the November policy meeting – the largest single increase on record.

The RBNZ has signalled that further large increases in borrowing costs are on the cards in the coming months. We're forecasting that the RBNZ will deliver another 75 basis point hike in February, and expect that will be followed by a 50 basis point rise in April. Those increases would take the cash rate to 5.50%, its highest level since 2008.

# The good, the bad and the ugly of household finances.

## The good

- Employment up 5% on pre-pandemic levels.
- Unemployment 3.3%.
- Average hourly earnings up 7.4% in the 12 months to September.

## The bad

- Overall consumer prices up 7.2% in the year to September including:
  - 9% increase in housing costs
  - 19% increase in petrol prices
- Food prices up 10% in the year to October.

## The ugly

- Two-year fixed mortgage rate up more than 3.5 percentage points since May 2020.
- Nationwide house prices down an average of 12% since their peak in 2020.
  - Auckland prices down 17%
  - Wellington prices down 20%
  - Canterbury prices down 6%
  - Other parts of the country down 7%

With interest rates continuing to push higher, we're forecasting that nationwide house prices will fall by a further 10% over 2023 and 2024 combined. Coming on the back of the falls we've already seen, that will leave prices down 21% from their peak in 2021.

New Zealanders hold a large amount of their wealth in owner occupied or investor housing. Consequently, the fall in prices now in train represents a sizeable knock to many households' net worth. Combined with the related impact on confidence, this will be a large drag on spending appetites. The downturn in the housing market will also add to the increasing headwinds in our residential construction sector.

### House prices by region

Region	Peak	Nov-22	Change since peak	% change since peak
Northland	\$822,000	\$730,000	-\$92,000	-11%
Auckland	\$1,265,000	\$1,035,000	-\$230,000	-18%
Waikato	\$846,000	\$766,000	-\$80,000	-9%
Bay of Plenty	\$929,000	\$848,000	-\$81,000	-9%
Gisborne	\$697,000	\$641,000	-\$56,000	-8%
Hawkes Bay	\$806,000	\$666,000	-\$140,000	-17%
Manawatu-Whanganui	\$643,000	\$563,000	-\$80,000	-13%
Taranaki	\$647,000	\$602,000	-\$45,000	-7%
Wellington	\$985,000	\$784,000	-\$201,000	-20%
Nelson	\$835,000	\$699,000	-\$136,000	-16%
West Coast	\$372,000	\$409,000	\$37,000	10%
Canterbury	\$697,000	\$651,000	-\$46,000	-7%
Otago	\$783,000	\$665,000	-\$118,000	-15%
Southland	\$478,000	\$460,000	-\$18,000	-4%
<b>New Zealand</b>	<b>\$901,000</b>	<b>\$789,000</b>	<b>-\$112,000</b>	<b>-12%</b>

Source: REINZ median house prices, seasonally adjusted by Westpac.

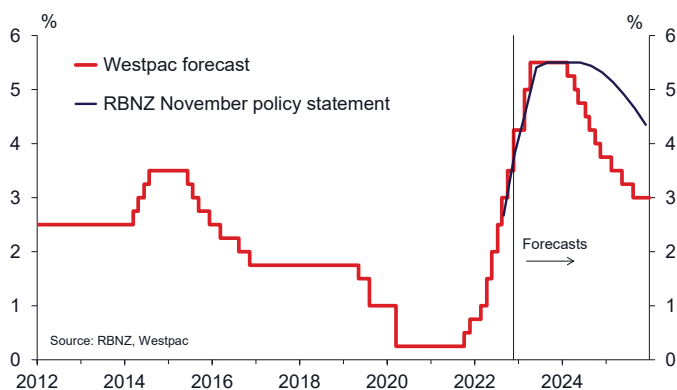
## Why hasn't spending slowed (yet)?

Despite those mounting headwinds, households have not been reining in their spending. In fact, spending levels have continued to charge higher since the start of the RBNZ's tightening cycle, rising by 2.5% in the September quarter alone.

Much of the rise in spending that we've seen over the past year has been due to price increases. In fact, the actual amount of goods we're purchasing has remained fairly steady since early 2021 (in other words, while households are splashing out more cash, we're actually getting a lot less bang for our buck). But even in the face of those large price rises, we're still seeing resilience in spending appetites. Notably, discretionary spending – which is more likely to be affected by changes in prices and households' finances – has continued to climb.

Helping to support spending appetites in the face of the above headwinds has been the red-hot labour market. With elevated levels of economic activity and strong demand for staff, unemployment has fallen to just 3.3%. At the same time, average hourly earnings have risen by 7.4% over the past year as businesses have struggled to attract and retain workers in the midst of a hot domestic economy.

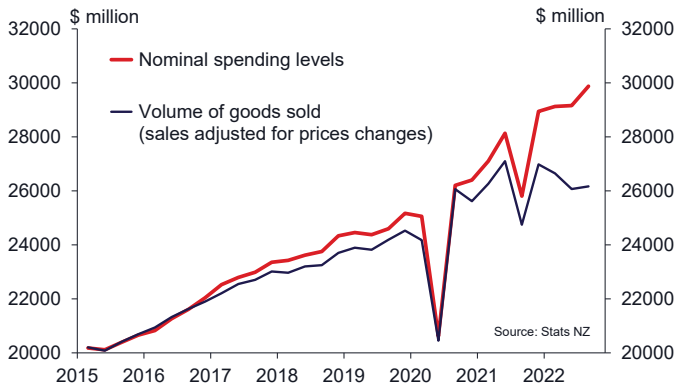
### Official Cash Rate



The dampening impact of interest rate hikes is already being felt in the housing market. Since the RBNZ's tightening cycle began in 2021, median house prices have fallen by an average of \$112,000 across the country, a drop of 12%. We've also seen house sales dropping to their lowest level in more than a decade (barring the lockdown period in 2020). The weakening in the housing market has been widespread and has been especially stark in larger centres. Notably, prices in Auckland have fallen around \$230,000 from their peak, while prices in Wellington are down \$201,000.

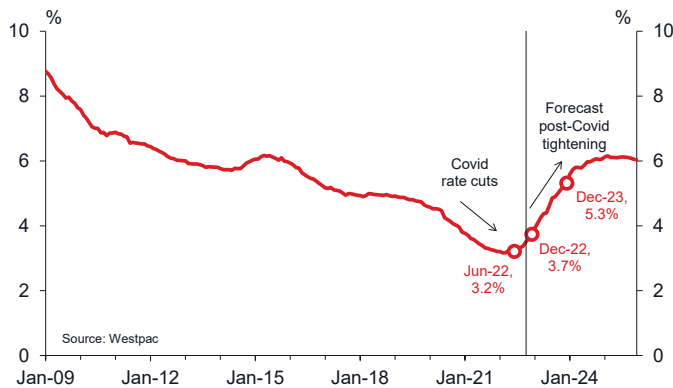
Saving levels also rose sharply through the pandemic. That's provided many households with a buffer from some of the other headwinds that they are now facing.

Retail spending (seasonally adjusted)



Most importantly, many households have been shielded from the large increases in borrowing costs over the past year. Around 90% of New Zealand mortgages are on fixed rates, and many borrowers are still on the very low rates that were on offer in the early stages of the pandemic. In fact, accounting for the extent of mortgage rate fixing over the past few years, the 'effective' average mortgage rate that New Zealand borrowers are actually paying is still only around 3.7% – well below the current interest rates that are on offer. As a result, the share of household incomes being spent on debt servicing is sitting close to multi-decade lows.

Effective mortgage rate\*



\* The 'Effective mortgage rate' is an estimate of the average interest rate borrowers are actually paying. It accounts for the fact that the vast majority of borrowers fix their mortgages, rather than paying the interest rates that are currently on offer.

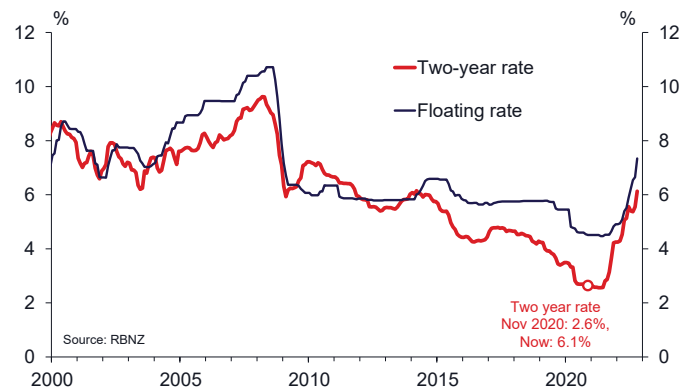
## Financial pressure will be a lot tougher in 2023.

Conditions for borrowers are set to become a lot tougher over the coming year. Close to half of all fixed-term mortgages will come up for repricing over the next 12 months. In many cases, those borrowers will face refixing at substantially higher interest rates. For example, borrowers who fixed for two years in 2020 may have secured a rate in the 2.5% to 3% range. Those same borrowers are now looking at a two-year rate that's more than 3 percentage points above what it was back then.

As shown in the table on the next page, the resulting increase in debt servicing costs will take a large bite out of many households' disposable incomes. For instance, suppose you purchased an average-priced house in 2020 and took out an 80% mortgage fixed for two years. Compared to what you were paying in 2020, your minimum fortnightly payments in most parts of the country are set to rise by around \$470 per fortnight when you go to re-fix your mortgage today. If you live in Auckland, that increase in debt servicing costs will be around \$800 per fortnight. On average, the borrowers in this example would need to spend around 12% more of their disposable income to meet the minimum repayments on their mortgage.

Notably, for many borrowers, that increase in mortgage payments will more than offset the strong growth in incomes that we've seen over the past two years.

Mortgage rates



## As interest rate increases ripple through the economy, domestic demand will fall sharply.

The combined impact of higher interest rates, large increases in living costs and a weaker housing market signals a significant drag on household spending over the coming year. We are also likely to see a fall in economic confidence, with many households winding back their spending out of an abundance of caution.

Putting that altogether, we're forecasting outright falls in per-capita spending over 2023, with total spending expected to fall by around 1% compared to 2022. As a comparison, household spending rose by an average of 4% per annum in the years leading up to the pandemic.

Household spending accounts for around 60% of total economic activity, and the expected fall in demand will drive a broader downturn in economic conditions. And as activity weakens, we're likely to see unemployment trending higher, rising from 3.3% currently up to 4.8% over the next few years. For the affected households, that will further compound the pressure on their finances.

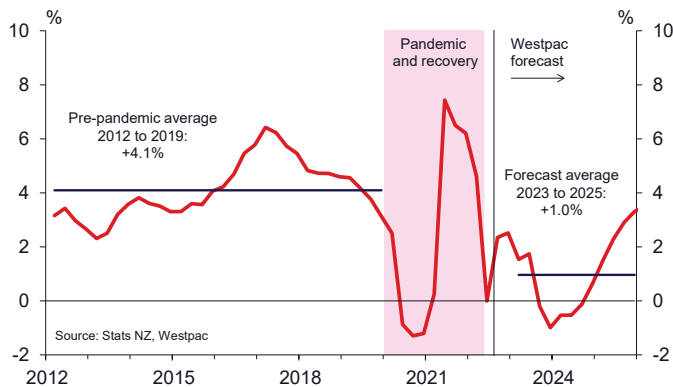
## Mortgage repayments

Region	House prices		Fortnightly mortgage payments (30 year term)		
	Median house prices Nov 2020	80% Mortgage	2 year fixed rate Nov 2020 2.6%	2 year fixed rate Nov 2022 6.3%	Change
Northland	\$589,000	\$471,200	\$873	\$1,337	\$464
Auckland	\$1,030,000	\$824,000	\$1,526	\$2,337	\$811
Waikato	\$670,000	\$536,000	\$993	\$1,520	\$527
Bay of Plenty	\$750,000	\$600,000	\$1,112	\$1,702	\$590
Gisborne	\$530,000	\$424,000	\$786	\$1,203	\$417
Hawkes Bay	\$660,000	\$528,000	\$978	\$1,498	\$520
Manawatu-Whanganui	\$505,000	\$404,000	\$749	\$1,146	\$397
Taranaki	\$496,000	\$396,800	\$735	\$1,126	\$391
Wellington	\$790,000	\$632,000	\$1,171	\$1,793	\$622
Nelson	\$670,000	\$536,000	\$993	\$1,520	\$527
West Coast	\$245,000	\$196,000	\$363	\$556	\$193
Canterbury	\$525,000	\$420,000	\$778	\$1,192	\$414
Otago	\$620,000	\$496,000	\$919	\$1,407	\$488
Southland	\$397,000	\$317,600	\$589	\$901	\$312
<b>New Zealand</b>	<b>\$747,000</b>	<b>\$597,600</b>	<b>\$1,107</b>	<b>\$1,695</b>	<b>\$588</b>
NZ excl. Auckland	\$594,000	\$475,200	\$880	\$1,348	\$468

	2020	2022	Change
Median fortnightly household income	\$3,932	\$4,254	\$270
% of income spent on debt servicing	28%	40%	12%

Notes and sources: We looked at the mortgage payments for a home purchased in November 2020 based on the REINZ's median house prices data for each region. We assumed a borrower takes out an 80% mortgage for a term of 30 years. The mortgage rates used were based on interest rates data from the RBNZ. For simplicity, we've assumed that the amount of borrowing is the same in 2020 and 2022. Median income data are Westpac estimates based on data from Stats NZ.

### Household spending growth (annual average)



## Same, same... but different.

While the tightening in financial conditions will be felt across the economy, the impacts will be very different across households.

For those households who took out a mortgage several years ago, the fall in interest rates in recent years has been a sizeable financial windfall. It's allowed them to increase their savings while also spending more. For example, last year the NZ Bankers' Association reported that almost half of borrowers were ahead of their scheduled loan repayments. That increase in savings is now providing a buffer from the other factors that

are squeezing their purchasing power. In addition, while these borrowers are looking at potentially large increases in their interest payments, that is a rise from historically low levels – interest rates are 'only' going back to the sort of levels these borrowers faced during the past decade.

In contrast, for those households who first took out their mortgage over the past one to two years, the interest rate increases now in train signal a much larger squeeze on their finances. In addition, these borrowers will not have had the same chance to rebuild their savings since purchasing a home. Consequently, the rise in borrowing costs is likely to impose a much larger drag on their spending. Compounding the financial pressure on these households, many of them will have seen the value of their homes falling since taking out a loan.

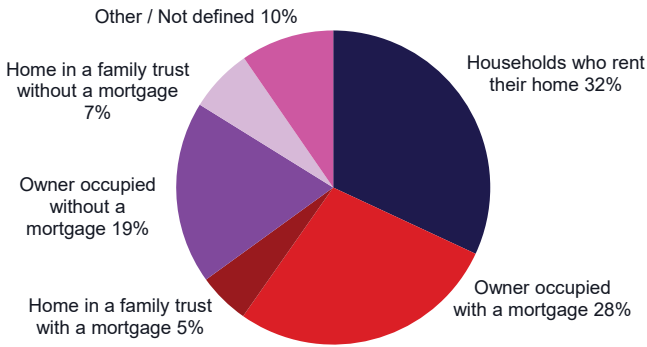
Only around one-third of homes have mortgages. However, other households are also likely to be affected by the tightening in financial conditions already in train.

- For those who own their home outright or have a mortgage-free investment property, the falls in house prices that we're seeing as interest rates push higher signals a sizeable fall in the value of their assets. That's likely to have a dampening impact on their confidence and spending.
- Those households who rent are not directly exposed to either the rise in interest rates or the fall in house prices. However, they could still be affected if higher financing costs pass through to housing rents (which have already

risen 4.6% over the past year). Tighter financing conditions could also make it tougher for these households to purchase a home.

- Furthermore, all households are being affected by the recent rapid increases in living costs. In addition, the weakening in the labour market could have wide reaching implications for jobs and earnings growth for many households across all parts of the economy.

**Household groups with and without mortgages**



Source: Census 2018 / Stats NZ, Westpac

Note: Figures do not add to 100% due to rounding.

# Contact the Westpac economics team

**Michael Gordon, Acting Chief Economist**

+64 9 336 5670

**Satish Ranchhod, Senior Economist**

+64 9 336 5668

**Nathan Penny, Senior Agri Economist**

+64 9 348 9114

**Paul Clark, Industry Economist**

+64 9 336 5656

**Any questions email:**

economics@westpac.co.nz

## Disclaimer

### Things you should know

Westpac Institutional Bank is a division of Westpac Banking Corporation ABN 33 007 457 141 ("Westpac").

### Disclaimer

This material contains general commentary, and market colour. The material does not constitute investment advice. Certain types of transactions, including those involving futures, options and high yield securities give rise to substantial risk and are not suitable for all investors. We recommend that you seek your own independent legal or financial advice before proceeding with any investment decision. This information has been prepared without taking account of your objectives, financial situation or needs. This material may contain material provided by third parties. While such material is published with the necessary permission none of Westpac or its related entities accepts any responsibility for the accuracy or completeness of any such material. Although we have made every effort to ensure the information is free from error, none of Westpac or its related entities warrants the accuracy, adequacy or completeness of the information, or otherwise endorses it in any way. Except where contrary to law, Westpac and its related entities intend by this notice to exclude liability for the information. The information is subject to change without notice and none of Westpac or its related entities is under any obligation to update the information or correct any inaccuracy which may become apparent at a later date. The information contained in this material does not constitute an offer, a solicitation of an offer, or an inducement to subscribe for, purchase or sell any financial instrument or to enter a legally binding contract. Past performance is not a reliable indicator of future performance. Whilst every effort has been taken to ensure that the assumptions on which the forecasts are based are reasonable, the forecasts may be affected by incorrect assumptions or by known or unknown risks and uncertainties. The ultimate outcomes may differ substantially from these forecasts.

### Country disclosures

**Australia:** Westpac holds an Australian Financial Services Licence (No. 233714). This material is provided to you solely for your own use and in your capacity as a wholesale client of Westpac.

**New Zealand:** In New Zealand, Westpac Institutional Bank refers to the brand under which products and services are provided by either Westpac or Westpac New Zealand Limited ("WNZL"). Any product or service made available by WNZL does not represent an offer from Westpac or any of its subsidiaries (other than WNZL). Neither Westpac nor its other subsidiaries guarantee or otherwise support the performance of WNZL in respect of any such product. The current disclosure statements for the New Zealand branch of Westpac and WNZL can be obtained at the internet address [www.westpac.co.nz](http://www.westpac.co.nz). For further information please refer to the Product Disclosure Statement (available from your Relationship Manager) for any product for which a Product Disclosure Statement is required, or applicable customer agreement.

**China, Hong Kong, Singapore and India:** This material has been prepared and issued for distribution in Singapore to institutional investors, accredited investors and expert investors (as defined in the applicable Singapore laws and regulations) only. Recipients in Singapore of this material should contact Westpac Singapore Branch in respect of any matters arising from, or in connection with, this material. Westpac Singapore Branch holds a wholesale banking licence and is subject to supervision by the Monetary Authority of Singapore. Westpac Hong Kong Branch holds a banking licence and is subject to supervision by the Hong Kong Monetary Authority. Westpac Hong Kong branch also holds a license issued by the Hong Kong Securities and Futures Commission (SFC) for Type 1 and Type 4 regulated activities. This material is intended only to "professional investors" as defined in the Securities and Futures Ordinance and any rules made under that Ordinance. Westpac Shanghai and Beijing Branches hold banking licenses and are subject to supervision by the China Banking and Insurance Regulatory Commission (CBIRC). Westpac Mumbai Branch holds a banking license from Reserve Bank of India (RBI) and subject to regulation and supervision by the RBI.

**UK:** The contents of this communication, which have been prepared by and are the sole responsibility of Westpac Banking Corporation London and Westpac Europe Limited. Westpac (a) has its principal place of business in the United Kingdom at Camomile Court, 23 Camomile Street, London EC3A 7LL, and is registered at Cardiff in the UK (as Branch No. BR00106), and (b) authorised and regulated by the Australian Prudential Regulation Authority in Australia. Westpac is authorised in the United Kingdom by the Prudential Regulation Authority. Westpac is subject to regulation by the Financial Conduct Authority and limited regulation by the Prudential Regulation Authority. Details about the extent of our regulation by the Prudential Regulation Authority are available from us on request. Westpac Europe Limited is a company registered in England (number 05660023) and is authorised by the Prudential Regulation Authority and regulated by the Financial Conduct Authority and the Prudential Regulation Authority.

This communication is being made only to and is directed at (a) persons who have professional experience in matters relating to investments who fall within Article 19(5) of the Financial Services and Markets Act 2000 (Financial Promotion) Order 2005 (the "Order") or (b) high net worth entities, and other persons to whom it may otherwise lawfully be communicated, falling within Article 49(2)(a) to (d) of the Order (all such persons together being referred to as "relevant persons"). Any person who is not a relevant person should not act or rely on this communication or any of its contents. The investments to which this communication relates are only available to and any invitation, offer or agreement to subscribe, purchase or otherwise acquire such investments will be engaged in only with, relevant persons. Any person who is not a relevant person should not act or rely upon this communication or any of its contents. In the same way, the information contained in this communication is intended for "eligible counterparties" and "professional clients" as defined by the rules of the Financial Conduct Authority and is not intended for "retail clients". With this in mind, Westpac expressly prohibits you from passing on the information in this communication to any third party. In particular this communication and, in each case, any copies thereof may not be taken, transmitted or distributed, directly or indirectly into any restricted jurisdiction. This communication is made in compliance with the Market Abuse Regulation (Regulation (EU) 596/2014).

### Investment recommendations disclosure

The material may contain investment recommendations, including information recommending an investment strategy. Reasonable steps have been taken to ensure that the material is presented in a clear, accurate and objective manner. Investment Recommendations for Financial Instruments covered by MAR are made in compliance with Article 20 MAR. Westpac does not apply MAR Investment Recommendation requirements to Spot Foreign Exchange which is out of scope for MAR.

Unless otherwise indicated, there are no planned updates to this Investment Recommendation at the time of publication. Westpac has no obligation to update, modify or amend this Investment Recommendation or to notify the recipients of this Investment Recommendation should any information, including opinion, forecast or estimate set out in this Investment Recommendation change or subsequently become inaccurate.

Westpac will from time to time dispose of and acquire financial instruments of companies covered in this Investment Recommendation as principal and act as a market maker or liquidity provider in such financial instruments.

Westpac does not have any proprietary positions in equity shares of issuers that are the subject of an investment recommendation.

Westpac may have provided investment banking services to the issuer in the course of the past 12 months.

Westpac does not permit any issuer to see or comment on any investment recommendation prior to its completion and distribution.

Individuals who produce investment recommendations are not permitted to undertake any transactions in any financial instruments or derivatives in relation to the issuers covered by the investment recommendations they produce.

Westpac has implemented policies and procedures, which are designed to ensure conflicts of interests are managed consistently and appropriately, and to treat clients fairly.

The following arrangements have been adopted for the avoidance and prevention of conflicts in interests associated with the provision of investment recommendations.

- (i) Chinese Wall/Cell arrangements;
- (ii) physical separation of various Business/Support Units;
- (iii) and well defined wall/cell crossing procedures;
- (iv) a "need to know" policy;
- (v) documented and well defined procedures for dealing with conflicts of interest;
- (vi) steps by Compliance to ensure that the Chinese Wall/Cell arrangements remain effective and that such arrangements are adequately monitored.

**U.S.:** Westpac operates in the United States of America as a federally licensed branch, regulated by the Office of the Comptroller of the Currency. Westpac is also registered with the US Commodity Futures Trading Commission ("CFTC") as a Swap Dealer, but is neither registered as, or affiliated with, a Futures Commission Merchant registered with the US CFTC. Westpac Capital Markets, LLC ("WCM"), a wholly-owned subsidiary of Westpac, is a broker-dealer registered under the U.S. Securities Exchange Act of 1934 ("the Exchange Act") and member of the Financial Industry Regulatory Authority ("FINRA"). This communication is provided for distribution to U.S. institutional investors in reliance on the exemption from registration provided by Rule 15a-6 under the Exchange Act and is not subject to all of the independence and disclosure standards applicable to debt research reports prepared for retail investors in the United States. WCM is the U.S. distributor of this communication and accepts responsibility for the contents of this communication. All disclaimers set out with respect to Westpac apply equally to WCM. If you would like to speak to someone regarding any security mentioned herein, please contact WCM on +1 212 389 1269. All disclaimers set out with respect to Westpac apply equally to WCM.

Investing in any non-U.S. securities or related financial instruments mentioned in this communication may present certain risks. The securities of non-U.S. issuers may not be registered with, or be subject to the regulations of, the SEC in the United States. Information on such non-U.S. securities or related financial instruments may be limited. Non-U.S. companies may not be subject to audit and reporting standards and regulatory requirements comparable to those in effect in the United States. The value of any investment or income from any securities or related derivative instruments denominated in a currency other than U.S. dollars is subject to exchange rate fluctuations that may have a positive or adverse effect on the value of or income from such securities or related derivative instruments.

The author of this communication is employed by Westpac and is not registered or qualified as a research analyst, representative, or associated person under the rules of FINRA, any other U.S. self-regulatory organisation, or the laws, rules or regulations of any State. Unless otherwise specifically stated, the views expressed herein are solely those of the author and may differ from the information, views or analysis expressed by Westpac and/or its affiliates.