

Tapping the brakes

Preview of March 2015 quarter GDP (18 Jun, 10:45am) and current account (17 Jun, 10:45am)

- We estimate that GDP rose by 0.6% in the March quarter, a slower pace than in the previous quarter due to the impact of dry weather on milk production and a slowdown in the oil sector.
- We expect the annual current account deficit to widen to 3.6% of GDP as the fall in dairy export prices continues to flow through. However, this was tempered in the March quarter by cheaper oil imports and surging tourist spending.

	Dec 14 actual	Mar 15 Westpac f/c
Balance of Payments (17 Jun)		
Current account balance \$m, s.a.	-2,621	-1,800
Annual balance \$m	-7,818	-8,720
Annual balance % of GDP	-3.3	-3.6
GDP (18 Jun)		
Quarterly % chg	0.8	0.6
Annual % chg	3.5	3.1
Annual average % chg	3.3	3.3

Next week sees the release of the March quarter national accounts: the balance of payments (Wednesday) and GDP (Thursday). The latter is typically the more important event for financial markets. We estimate that GDP growth slowed to 0.6% for the quarter, which we suspect will put us in the lower half of the range of market forecasts. The widening in the current account deficit is the lagged result of the plunge in dairy export prices, and shouldn't come as a surprise.

How the market would react to a softer GDP read depends on where things stand after tomorrow's *Monetary Policy Statement*. In its April OCR review the Reserve Bank said that it would be appropriate to lower the OCR if demand weakens. The slower pace of growth that we're forecasting for the March quarter does not, in our view, constitute such a weakening in demand. Indeed, the details suggest that domestic demand remained in fine form, with the slowdown largely coming from temporary hits to production in the primary sectors. But that could prove to be a moot point, if the RBNZ decides that the case for OCR cuts now rests on other factors.

Q1 GDP, 18 June

Our forecast of a 0.6% increase in GDP for the March quarter compares to a 0.8% rise in the December quarter, and an average quarterly pace of just under 0.9% in the last year. Even so, our forecast would be enough to maintain the annual pace of growth above 3%, a pace that until recently hadn't been achieved since 2007.

The factors weighing on our growth forecast for the March quarter are centred in the primary sectors. The first is in agriculture, specifically the spell of dry weather early this year which reduced milk production by 4% in seasonally adjusted terms. In fact the dry spell ended up being less severe than initially feared: three months ago we were expecting March quarter GDP growth to be dragged down to just 0.4%. The flipside of this is that the return to normal levels of farm output won't provide as much of a boost to growth over the rest of this year as initially thought.

The other potential negative is in the oil sector, though this is highly uncertain. Anecdotally, the plunge in world oil prices has knocked the stuffing out of onshore oil exploration and drilling. But we simply don't have any data on this to guide our forecast. We also know that the mining component of GDP is very volatile, so the 5% or so downturn for the sector that we've pencilled in is far from outlandish.

Looking past these temporary factors, the indicators point to solid growth almost across the board in the services sectors, which account for about 70% of the economy. Retail spending was a particular standout, recording a 2.7% jump in the March quarter on top of a 1.9% rise in the December quarter. Corroborating data shows a surge in overseas visitor spending over the last two quarters, implying that spending by New Zealanders grew at a solid but more sustainable pace.

The construction sector also managed a solid gain, although the days of rampant growth appear to be in the past, especially with the Christchurch rebuild now well advanced. We expect the level of quake-related building activity to peak by early next year, though within that total body of work there are already significant changes going on: housing repairs are nearing completion and new home builds look to be peaking, while commercial construction is due to ramp up.

We've also pencilled in a strong lift in the telecommunications sector – though as with the mining sector, it's based on anecdote more than hard data. The proliferation of on-demand film and TV services in recent months has reportedly led to a massive rise in broadband data usage, which is one of the indicators that Statistics NZ uses to calculate GDP for this sector.

Q1 current account, 17 June

We expect the annual current account deficit to widen from 3.2% to 3.6% of GDP. Reporting the deficit on an annual basis means that to some degree it's affected by what was happening the same time a year ago – that is, when both prices and volumes of dairy exports were hitting record highs. The subsequent steep fall in dairy export earnings will continue to drag the current account balance lower over the next year.

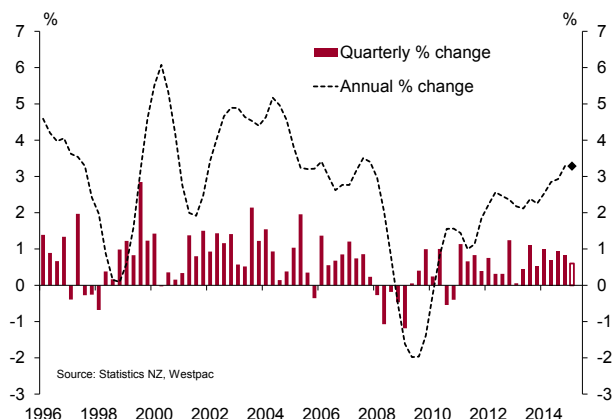
For the March quarter itself, however, we expect to see a modest improvement in the balance compared to December. As shown in the Terms of Trade earlier this month, the fall in export commodity prices in the March quarter was more than offset by a plunge in the price of imported fuel (which accounts for about a sixth of New Zealand's imports). There was also a modest lift in the volume of exports, while import volumes were flat. Together, these point to a swing in the quarterly goods trade balance from a deficit of \$450m to a surplus of around \$200m in seasonally adjusted terms.

The March quarter will also feature a major improvement in the balance of trade in services, reaching its biggest surplus in seasonally adjusted terms since 2004. Spending by overseas visitors to New Zealand has risen sharply in each of the last two quarters; inspecting the detailed data suggests that the March quarter growth was associated more with the Lunar New Year than the Cricket World Cup.

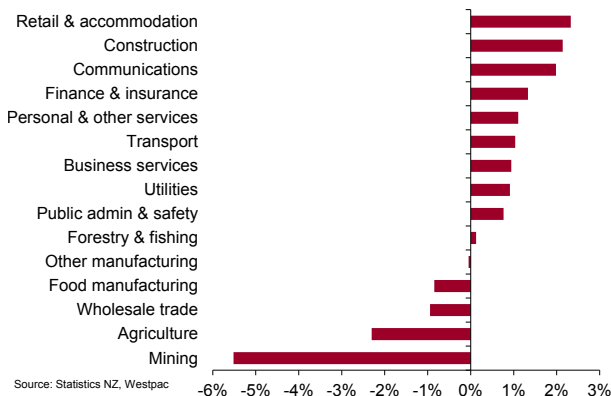
Against these two substantial improvements, we expect to see a modest widening in the investment income deficit. We expect a rise in the outflow of profits from overseas-owned firms operating in New Zealand, while lower interest rates in the rest of the world may have dragged down returns on New Zealanders' overseas investments.

Michael Gordon
Senior Economist

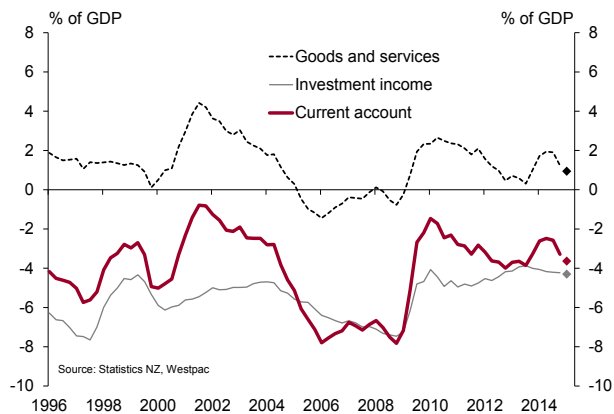
Production-based GDP growth



Q1 GDP growth by sector



Annual current account balance



Westpac economics team contact details

Dominick Stephens, Chief Economist
+64 9 336 5671

Michael Gordon, Senior Economist
+64 9 336 5670

Felix Delbrück, Senior Economist
+64 9 336 5668

Satish Ranchhod, Senior Economist
+64 9 336 5669

Any questions email:
economics@westpac.co.nz

Disclaimer

Things you should know: Each time someone visits our site, data is captured so that we can accurately evaluate the quality of our content and make improvements for you. We may at times use technology to capture data about you to help us to better understand you and your needs, including potentially for the purposes of assessing your individual reading habits and interests to allow us to provide suggestions regarding other reading material which may be suitable for you.

If you are located in Australia, this material and access to this website is provided to you solely for your own use and in your own capacity as a wholesale client of Westpac Institutional Bank being a division of Westpac Banking Corporation ABN 33 007 457 141 AFSL 233714 ('Westpac'). If you are located outside of Australia, this material and access to this website is provided to you as outlined below.

This material and this website contain general commentary only and does not constitute investment advice. Certain types of transactions, including those involving futures, options and high yield securities give rise to substantial risk and are not suitable for all investors. We recommend that you seek your own independent legal or financial advice before proceeding with any investment decision. This information has been prepared without taking account of your objectives, financial situation or needs. This material and this website may contain material provided by third parties. While such material is published with the necessary permission none of Westpac or its related entities accepts any responsibility for the accuracy or completeness of any such material. Although we have made every effort to ensure the information is free from error, none of Westpac or its related entities warrants the accuracy, adequacy or completeness of the information, or otherwise endorses it in any way. Except where contrary to law, Westpac and its related entities intend by this notice to exclude liability for the information. The information is subject to change without notice and none of Westpac or its related entities is under any obligation to update the information or correct any inaccuracy which may become apparent at a later date. The information contained in this material and this website does not constitute an offer, a solicitation of an offer, or an inducement to subscribe for, purchase or sell any financial instrument or to enter a legally binding contract. Past performance is not a reliable indicator of future performance. The forecasts given in this material and this website are predictive in character. Whilst every effort has been taken to ensure that the assumptions on which the forecasts are based are reasonable, the forecasts may be affected by incorrect assumptions or by known or unknown risks and uncertainties. The ultimate outcomes may differ substantially from these forecasts.

Transactions involving carbon give rise to substantial risk (including regulatory risk) and are not suitable for all investors. We recommend that you seek your own independent legal or financial advice before proceeding with any investment decision. This information has been prepared without taking account of your objectives, financial situation or needs. Statements setting out a concise description of the characteristics of carbon units, Australian carbon credit units and eligible international emissions units (respectively) are available at www.cleanenergyregulator.gov.au as mentioned in section 202 of the Clean Energy Act 2011, section 162 of the Carbon Credits (Carbon Farming Initiative) Act 2011 and section 61 of the Australian National Registry of Emissions Units Act 2011. You should consider each such statement in deciding whether to acquire, or to continue to hold, any carbon unit, Australian carbon credit unit or eligible international emissions unit.

Additional information if you are located outside of Australia

New Zealand: The current disclosure statement for the New Zealand division of Westpac Banking Corporation ABN 33 007 457 141 or Westpac New Zealand Limited can be obtained at the internet address www.westpac.co.nz. Westpac Institutional Bank products and services are provided by either Westpac Banking Corporation ABN 33 007 457 141 incorporated in Australia (New Zealand division) or Westpac New Zealand Limited. For further information please refer to the Product Disclosure Statement (available from your Relationship Manager) for any product for which a Product Disclosure Statement is required, or applicable customer agreement. Download the Westpac NZ QFE Group Financial Advisers Act 2008 Disclosure Statement at www.westpac.co.nz.

China, Hong Kong, Singapore and India: Westpac Singapore Branch holds a wholesale banking licence and is subject to supervision by the Monetary Authority of Singapore. Westpac Hong Kong Branch holds a banking license and is subject to supervision by the Hong Kong Monetary Authority. Westpac Hong Kong branch also holds a license issued by the Hong Kong Securities and Futures Commission (SFC) for Type 1 and Type 4 regulated activity.

Disclaimer continued overleaf.

Disclaimer continued

Westpac Shanghai and Beijing Branches hold banking licenses and are subject to supervision by the China Banking Regulatory Commission (CBRC). Westpac Mumbai Branch holds a banking license from Reserve Bank of India (RBI) and subject to regulation and supervision by the RBI.

U.K.: Westpac Banking Corporation is registered in England as a branch (branch number BR000106), and is authorised and regulated by the Australian Prudential Regulatory Authority in Australia. WBC is authorised in the United Kingdom by the Prudential Regulation Authority. WBC is subject to regulation by the Financial Conduct Authority and limited regulation by the Prudential Regulation Authority in the United Kingdom. Details about the extent of our regulation by the Prudential Regulation Authority are available from us on request. Westpac Europe Limited is a company registered in England (number 05660023) and is authorised by the Prudential Regulation Authority and regulated by the Financial Conduct Authority and the Prudential Regulation Authority. This material and this website and any information contained therein is directed at a) persons who have professional experience in matters relating to investments falling within Article 19(1) of the Financial Services Act 2000 (Financial Promotion) Order 2005 or (b) high net worth entities, and other persons to whom it may otherwise be lawfully communicated, falling within Article 49(1) of the Order (all such persons together being referred to as “relevant persons”). The investments to which this material and this website relates are only available to and any invitation, offer or agreement to subscribe, purchase or otherwise acquire such investments will be engaged in only with, relevant persons. Any person who is not a relevant person should not act or rely upon this material and this website or any of its contents. In the same way, the information contained in this material and this website is intended for “eligible counterparties” and “professional clients” as defined by the rules of the Financial Services Authority and is not intended for “retail clients”. With this in mind, Westpac expressly prohibits you from passing on the information in this material and this website to any third party. In particular this material and this website, website content and, in each case, any copies thereof may not be taken, transmitted or distributed, directly or indirectly into any restricted jurisdiction.

U.S.: Westpac operates in the United States of America as a federally licensed branch, regulated by the Office of the Comptroller of the Currency. Westpac is also registered with the US Commodity Futures Trading Commission (“CFTC”) as a Swap Dealer, but is neither registered as, or affiliated with, a Futures Commission Merchant registered with the US CFTC. Westpac Capital Markets, LLC (“WCM”), a wholly-owned subsidiary of Westpac, is a broker-dealer registered under the U.S. Securities Exchange Act of 1934 (‘the Exchange Act’) and member of the Financial Industry Regulatory Authority (‘FINRA’). This communication is provided for distribution to U.S. institutional investors in reliance on the exemption from registration provided by Rule 15a-6 under the Exchange Act and is not subject to all of the independence and disclosure standards applicable to debt research reports prepared for retail investors in the United States. WCM is the U.S. distributor of this communication and accepts responsibility for the contents of this communication. If you would like to speak to someone regarding any security mentioned herein, please contact WCM on +1 212 389 1269. All disclaimers set out with respect to Westpac apply equally to WCM.

Investing in any non-U.S. securities or related financial instruments mentioned in this communication may present certain risks. The securities of non-U.S. issuers may not be registered with, or be subject to the regulations of, the SEC in the United States. Information on such non-U.S. securities or related financial instruments may be limited. Non-U.S. companies may not be subject to audit and reporting standards and regulatory requirements comparable to those in effect in the United States. The value of any investment or income from any securities or related derivative instruments denominated in a currency other than U.S. dollars is subject to exchange rate fluctuations that may have a positive or adverse effect on the value of or income from such securities or related derivative instruments.

The author of this communication is employed by Westpac and is not registered or qualified as a research analyst, representative, or associated person under the rules of FINRA, any other U.S. self-regulatory organisation, or the laws, rules or regulations of any State. Unless otherwise specifically stated, the views expressed herein are solely those of the author and may differ from the information, views or analysis expressed by Westpac and/or its affiliates.

For the purposes of Regulation AC only: Each analyst whose name appears in this report certifies that (1) the views expressed in this report accurately reflect the personal views of the analyst about any and all of the subject companies and their securities and (2) no part of the compensation of the analyst was, is, or will be, directly or indirectly related to the specific views or recommendations in this report.